

For thinking big

Space 6 comes with plenty of space for creative teams to embark on wild idea expeditions.

The modular structure means that you can quickly change your Space size when you need it. By adding modules you can upgrade your Space size for as many people as you like or you can easily get two or three separate Spaces by splitting the modules.



Modular

Quiet

Smart

Wheels
for relocation

Easy
to Install

Plug&Play

Product info

Size

Exterior 240 x 229 x 362 cm
94 x 90 x 143 in

Interior 220 x 205 x 356 cm
87 x 81 x 140 in

Weight

1730 kg/3814 lb

Door

Right or left handed

Aluminium profiles

Standard colours

Glass

Clear glass up to Rw 40 dB

Wall, Ceiling

EchoFree acoustic panels,
standard colours

Floor

Carpet, standard colours



Modular flexibility



On wheels



Sound insulation



Acoustic panels



Automated air
circulation






LED



110-240 V + 5 V USB




Interior colour

Standard colours

-  Light Grey
-  Dark Grey
-  Black

Exterior colour

Standard colours*

-  White
-  Grey
-  Black

Additional colours for extra fee



*antibacterial

